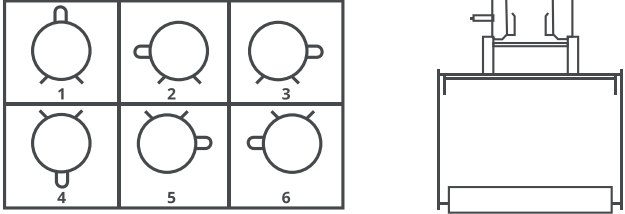
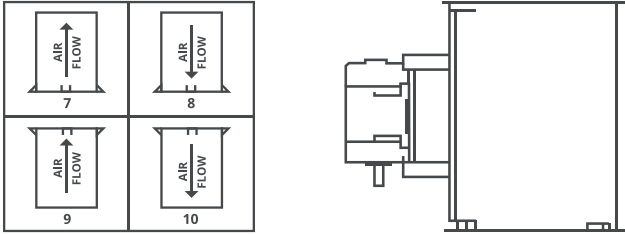
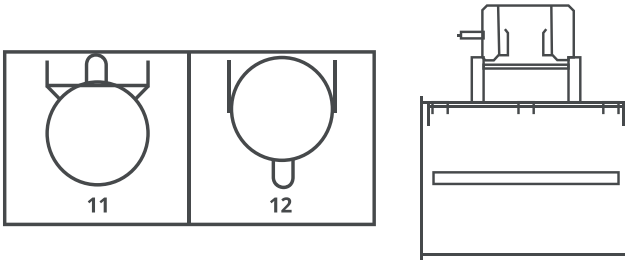
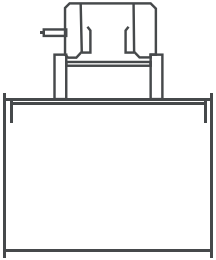
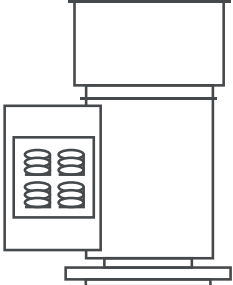


# AXIAL FAN ARRANGEMENTS

## STANDARD AXIAL ARRANGEMENTS

ARRANGEMENT #	DESCRIPTION	
4-M and 9-M with mounting legs	Fabricated mounting legs facilitate fan mounting on the floor ceiling, or in a vertical position on a wall. Flange connections are standard.	
4-V and 9-V for vertical mounting	Fans are equipped with four mounting brackets suitable for floor, platform, or ceiling mounting. Motor is located on centerline between two of the four brackets on Arrangement 9. Flange connections are standard.	
4-S and 9-S for suspended mounting	Fans for suspended mounting are equipped with side supports suitable for attachment to rods hung from the ceiling structure. Flange connections are standard.	
4-D and 9-D for duct mounting	Units feature flanges on inlet and discharge for mounting to the duct work.	
4-R and 9-R for roof mounting	Axial fans are available packaged with stack hoods and curb caps for outdoor exhaust applications. Arrangement 9 units also feature weather covers. Roof-mounted units have round collars extending below the curb caps for easy connection to the duct system.	



THE NEW YORK  
BLOWER COMPANY

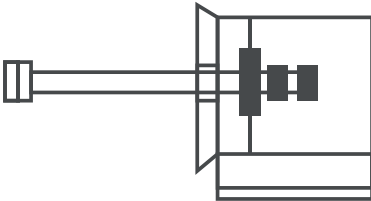
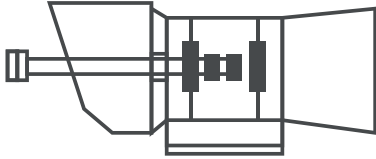
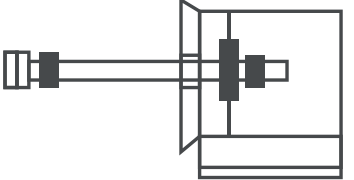
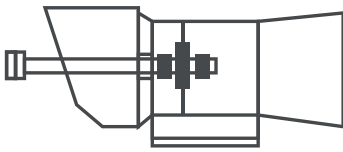
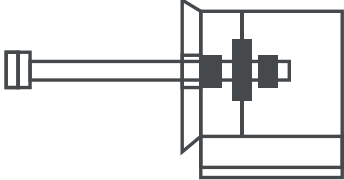
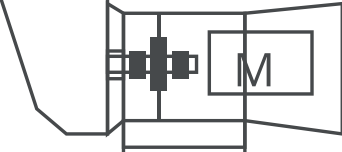
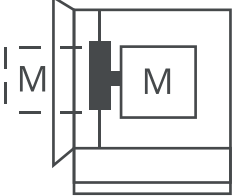
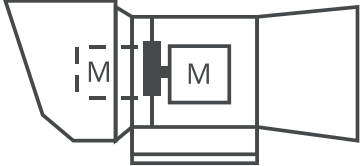
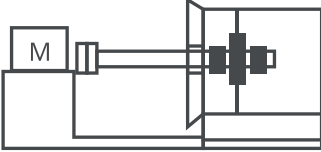
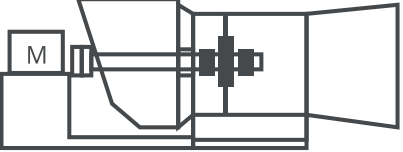
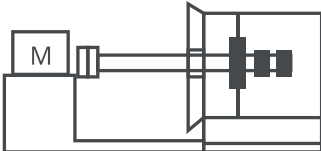
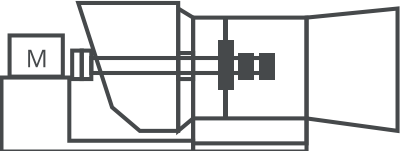
800-208-7918

[nyb.com](http://nyb.com)

BR-104  
08.20.R0

# CUSTOM AXIAL ARRANGEMENTS

Charts are Reprinted from  
AMCA Publications 99-16, Standards Handbook

AMCA DRIVE ARRANGEMENT	ISO 13349 DRIVE ARRANGEMENT	DESCRIPTION	FAN CONFIGURATION /ALT. FAN CONFIGURATION	
1	1 (Arr. 1 with subbase)	For belt or direct drive. Impeller overhung on shaft, two bearings mounted either upstream or downstream of the impeller. <i>Alternative:</i> single stage or two stage fans can be supplied with inlet box and/or discharge evase.		
3	3 (Arr. 3 with subbase)	For belt or direct drive. Impeller mounted on shaft between bearings on internal supports. <i>Alternative:</i> with inlet box and/or with discharge evase.	 	 
4	4	For direct drive. Impeller overhung on motor shaft. No bearings on fan shaft. Motor mounted on base or integrally mounted. <i>Alternative:</i> with inlet box and/or with discharge evase.		
7	7	For direct drive. Generally the same as Arr. 3 with base for the prime mover. <i>Alternative:</i> with inlet box and/or with discharge evase.		
8	8	For direct drive. Generally the same as Arr. 1 with base for the prime mover. <i>Alternative:</i> single stage or two stage fans can be supplied with inlet box and/or discharge evase.		
9	9	For belt drive. Generally the same as Arr. 1 with motor mounted on fan casing, and/or an integral base. <i>Alternative:</i> with inlet box and/or with discharge evase.	